

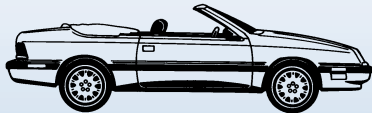


AUTOMOTIVE BATTERIES


by

ATLAS®



Height adjuster and handle on dual-terminal batteries allow easier, more flexible installation and easier switching to other vehicles.

Maximum coverage with minimum inventory.



State-of-the-art engineering and computer-controlled manufacturing techniques combined with more than 250 quality control checks guarantee our batteries deliver more starting power-per-pound than any other battery on the market today.

FEATURES	BENEFITS
<ul style="list-style-type: none"> Delivers most power-per-pound 	<ul style="list-style-type: none"> Guarantees sure starts in the most difficult temperatures.
<ul style="list-style-type: none"> Forged terminal bushings 	<ul style="list-style-type: none"> Resist acid seepage and corrosion.
<ul style="list-style-type: none"> Calcium, maintenance-free lead-alloy plates 	<ul style="list-style-type: none"> Eliminate need to add water.
<ul style="list-style-type: none"> Tight-pack construction 	<ul style="list-style-type: none"> Substantially reduces vibration damage.
<ul style="list-style-type: none"> Premium, deep-pocket envelope separators 	<ul style="list-style-type: none"> Protect plates and prevent internal shorts for longer life.
<ul style="list-style-type: none"> More than 250 quality control checks 	<ul style="list-style-type: none"> Ensure longest life and utmost reliability.
<ul style="list-style-type: none"> Made in U.S.A. 	<ul style="list-style-type: none"> Your assurance of quality.



DISTRIBUTED BY:

AUTOMOTIVE BATTERIES

GROUP NO.	PART NO.	ATLAS NO.	FOOT NOTES	PERFORMANCE LEVEL			QTS. OF ACID	APPROXIMATE WEIGHT		MAXIMUM OVERALL DIMENSIONS (in inches and mm)					
				REF. CA @ 32°F	CCA @ 0°F	RESERVE CAPACITY		WET	DRY	L	W	H			
24	PP24 WF24	635031 635011	†HN †HM	820 650	650 550	120 90	6 6	40 35 1/2	26 —	10 3/4	273	6 3/4	171	9	229
24F	PP24F WF24F	635032 635014	†HN †HM	820 650	650 550	120 90	6 6	40 35 1/2	26 —	10 3/4	273	6 3/4	171	9	229
24/24F/74	PP24/74	635030	†CHMV~£	1075	930	130	—	45	—	10 7/8	276	7	178	9	229
25	WF25	635002	†HM	675	550	90	—	33.5	—	9 3/4	248	6.875	175	8.875	225
26/26R/70	PP26/70 WF26/70 PF-PO-26/70	635097 635020 635317	†CHMV~ †CHMV †CHMV	900 665 530	720 540 425	95 80 60	— — —	33 1/2 29.5 26	— — —	8 3/4	222	6 7/8	175	8 *	203 *
26	PF24/26A	635313	†HIM	530	425	60	—	26	—	8 3/4	222	6.75	171	8 *	203 *
26R	PF24F/26RA	635315	†HIM	530	425	60	—	26	—	8 3/4	222	6.75	171	8 *	203 *
27	PP27	635019	†L	820	675	120	6.5	45.5	29	12	305	6.75	171	9	229
27 (NEW)	PP27 (NEW)	635130	†L	1020	850	140	6.5	49.5	—	12	305	6.75	171	9	229
27F	PP27F	635017	†L	820	675	120	6.5	45.5	29	12 3/8	314	6.75	171	9	229
34/24	WF34	635009	†HIM	690	550	90	—	33.5	—	10 3/4	273	6.875	175	8 *	203 *
34/78	PP34/78	635099	†CHMV~	1020	875	120	—	41	—	10 3/4	273	6.875	175	8 *	203 *
35	WF35	635008	†HM	675	550	90	—	33.5	—	9 3/4	248	6.875	175	8.875	225
36R	PP36R	635145		800	650	130	—	42	—	10 1/4	260	7 1/4	184	8	203
40R	WF40R	635013	†	810	650	105	—	37	—	11	279	6 7/8	175	6 7/8	175
41	PP41	635098	†M	815	660	110	—	70	37	11 4/7	293	6 7/8	175	6 7/8	175
42	WF42	635004	†	590	475	70	—	70	29	9 1/2	241	6 7/8	175	6 7/8	175
42/58R	PP42/58R	635025	†HM	725	580	85	—	31	—	10	254	7 1/4	184	6 7/8	175
45	WF45	635012	†	570	460	67	—	30	—	9 3/8	238	5 1/2	140	9	229
47/90	WF47/90	638305	†HM	750	600	95	—	70	37.5	9 1/2	242	6 7/8	175	7 1/2	190
48/91	WF48/91	635018	†HM	640	570	100	4.5	35	24.5	11 5/8	295	7	178	7	178
49/93	PP49/93	638303	†HM	975	775	150	5	45	30.5	14 1/2	368	6 7/8	175	7	178
51	WF51	635001	†M	550	450	70	—	28	—	9 3/8	238	5	127	8 3/4	222
51R	WF51R	635000	†M	550	450	70	—	28	—	9 3/8	238	5	127	8 3/4	222
55	PP55/62A WF55/62A	635023 635003	†HI †HI	725 600	585 500	95 75	— —	33 29	— —	8 3/4	222	6	152	8 1/2	216
58	PP58 WF58 PF-PO-58	635021 635005 635318	†HM †HM †HM	725 630 520	580 500 430	85 75 70	— — —	31.5 29 26	— — —	10	254	7 1/4	184	7	178
64	PP64	635024	†	785	630	115	—	42	—	11 3/4	298	6 1/4	159	8 7/8	225
65	PP65 WF65	635026 635133	†HM †HM	1040 865	880 650	150 130	— —	45.5 41	— —	12	305	7 3/8	187	7 5/8	194
70 (74/70)	PF74/70A	635316	†HIM	665	540	80	—	28	—	8 3/4	222	7	178	7 1/8 *	181 *
75	PP75 WF75	635027 635006	†HM †HM	860 675	720 540	100 85	— —	35 32	— —	9 3/4	248	7	178	7 1/4	194
75/86	WF75/86	635134	†CHMV	775	630	90	—	33	—	9 3/4	248	7	178	8 1/8 *	200 *
78	PP78 WF78	635131 635135	†M †M	925 820	770 690	115 110	— —	41 36.5	— —	10 3/4	273	6 7/8	175	7 1/4	184
79	PP79	635320	†	1000	840	140	—	—	—	—	—	—	—	—	—
85	PP85	635321	†	775	650	110	—	35.5	—	9	229	6 7/8	175	8 1/8	206
86	WF86	635322	†	860	720	100	—	34.5	—	9	229	6 7/8	175	8 1/8	206
94R	PP94R	635132	†	910	765	135	—	45.0	—	12 7/16	—	6 7/8	175	7 1/2	190
95R	PP95R	635323	†	1020	850	190	—	64.5	—	15 1/2	394	6 7/8	175	7 1/2	190
101	WF101	635324	†M	810	650	110	—	35.7	—	10 1/4	260	7 1/16	179	6 11/16	170
124R	WF124R	635325	†	810	670	110	—	38.0	—	10 1/4	260	6 7/8	175	8 3/8	213
Miata	WF8AMU1R	635136		400	320	45	—	26	—	8 3/8	213	5 1/4	130	7.25	184

SYMBOL DEFINITIONS:

* - For height with adapter add 7/8" (22 mm)

† - Maintenance-free calcium alloy grids

~ - Deduct 4% from CCA & CA rating to allow allow for special electrolyte additive

≠ - Black cover / Gray case

£ - White cover / White case

FOOTNOTES:

C - Centerline terminal posts

H - Includes handles or lifting edges

I - Includes top adapter

L - Anchor lock elements

M - Flush manifold vented cover

N - Flush manifold vented cover when shipped wet, standard cover when shipped dry or FP

V - Dual terminal universal design

Ratings conform to B.C.I. specifications.

Dry = up to 10% reduced capacity.

All batteries manufactured in polypropylene cases except where noted.

Maintenance-free batteries have microporous, polyethylene envelope separators.